

Synthesis of Poly (ϵ -Caprolactone-Co-Tetrahydrofuran) by an Acid Exchanged Montmorillonite Clay

Abdelghani Bouchama,* Mohammed Issam Ferrahi, Mohammed Belbachir

Summary: In the present work the copolymerization of ϵ -caprolactone with tetrahydrofuran using a proton exchanged Montmorillonite clay as initiator is reported. The effects of the amounts of Mag-H and the temperature on the synthesis of poly (ϵ -caprolactone-co-tetrahydrofuran) were studied. The copolymer obtained was characterized by $^1\text{H-NMR}$ spectroscopy.

Keywords: maghnite; montmorillonite; tetrahydrofuran; ϵ -caprolactone

Introduction

Polycaprolactone (PCL) is one of the most important biodegradable polymers due to its biodegradability, biocompatibility, non-toxicity and good permeability to drug.^[1–3] Many copolymers of CL with other monomers such as lactide (LA),^[4,5] 5-methyl-5-benzoyloxycarbonyl-1,3-dioxane-2-one (MBC),^[6,7] 1,3-dioxane-2-one (TMC),^[8–10] glycolide (GA),^[11,12] tetrahydrofuran (THF)^[13] and poly (ethylene glycol) (PEG)^[14,15] have been extensively investigated in order to expand applications of PCL, but most of the cationic initiators used in the synthesis of these copolymers are expensive. They may be poisoned by products of the reaction or impurities present in the monomer feed, and contain heavy metals, such as chromium, mercury, antimony, etc., that presents environmental disposal problems for the user.

Frequently, these initiators require the use of very high or very low temperature and high pressures during the polymerization reaction. The separation of the initiators from the polymer is not always possible. Therefore, the presence of toxic initiators presents problems in the manufacture of polymers used especially in medical and veterinary procedures.

There is still a great demand for heterogeneous catalysis under mild conditions and in environmentally friendly processes. Montmorillonite, a class of inexpensive and noncorrosive solid acids, have been used as efficient catalysts for a variety of organic reactions. The reactions catalyzed by montmorillonite are usually carried out under mild conditions with high yields and high selectivities, and the workup of these reactions is very simple; only filtration to remove the catalyst and evaporation of the solvent are required. Montmorillonite catalysts are easily recovered and reused.^[16,17]

The purpose of this paper is to study the copolymerization of ϵ -caprolactone with tetrahydrofuran, catalyzed by Maghnite- H^+ ,^[18] a proton exchanged Montmorillonite clay. This new non-toxic cationic catalyst has exhibited higher efficiency via the polymerization of vinylic and heterocyclic monomers.^[19,20]

The effects of the amounts of the Maghnite- H^+ and the temperature on the synthesis of poly (ϵ -caprolactone-co-tetrahydrofuran) are also discussed.

Experimental Part

Materials

ϵ -Caprolactone (grade 99%) was used as purchased from Aldrich. tetrahydrofuran (THF) was distilled over the blue benzophenone–Na complex. Chloroform was

Laboratoire de Chimie des Polymères, Département de Chimie, Faculté des Sciences, Université d'Oran Es-Sènia BP N° 1524 El M'Naouar, 31000 Oran, Algeria
E-mail: el3atik@hotmail.fr

Table 1.Copolymerizations of ε - caprolactone with THF induced by “Maghnite- H^+ 0.23M”

[ε - caprolactone] (mol/l)	[THF] (mol/l)	Mag-H (%)	T (°C)	t (hr)	Yield (%)
0.03	0.03	5	25	24	42.6

dried on CaH_2 anhydrous and distilled before use. Raw-Maghnite: Algerian Montmorillonite clay was procured from BENTAL (Algerian Society of Bentonite).

Preparation of “Maghnite- H^+ 0.23M”

Maghnite- H^+ was prepared according to the process similar to that described by Belbachir *et al.* [20] Raw-Maghnite (20 g) was crushed for 20 mn using a prolabo ceramic balls grinder. It was then dried for 2 hours at 105 °C the Maghnite was placed in an Erlenmeyer flask together with 500 ml of distilled water. The Maghnite/water mixture was stirred using a magnetic stirrer and combined with 0.23 M sulfuric acid solution, until saturation was achieved over 2 days at room temperature, the mineral was then washed with distilled water to became sulfate free and then dried at 105 °C.

Copolymerization and Products Characterization

Copolymerizations were carried out in stirred flasks at 25 °C. The catalyst was dried in a muffle furnace at 120 °C overnight and then transferred to a vacuum desiccator containing P_2O_5 . After cooling

to room temperature under vacuum, the mineral was added to the ε -caprolactone (0.03 mol/L), THF (0.03 mol/L), mixtures previously kept in the stirred flask at 25 °C. After the required time was reached, an aliquot of the reaction mixture was then removed in such a manner as to exclude any clay mineral, and then dried by evaporation to remove solvent and remaining monomer.

Result and discussion

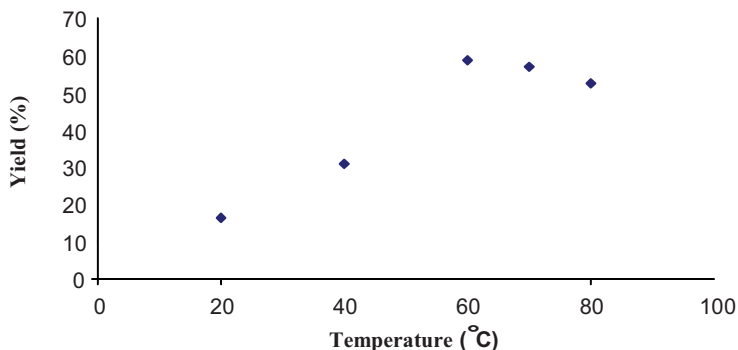
Copolymerization and Products Characterization

The result of bulk copolymerization experiment of ε - caprolactone (0.03 mol/L), with THF (0.03 mol/L) induced by “Maghnite- H^+ 0.23M” is reported in Table 1.

Effect of Temperature on Copolymerization

The effect of temperature on the copolymerization of ε -caprolactone with THF initiated by Maghnite- H^+ is shown in Figure 1.

The copolymerization yield reach maximum value around 60–70 °C. On the other hand, with the increase in the reaction temperature above 60 °C the molecular

**Figure 1.**

Effect of temperature on copolymerization of ε - caprolactone (0.03 mol/L), with THF (0.03 mol/L).

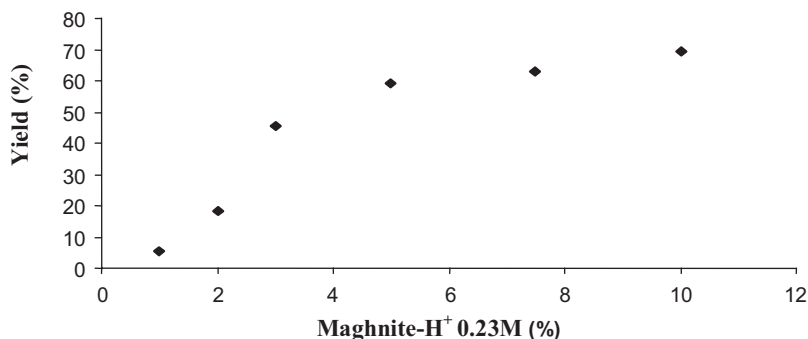


Figure 2.

Effect of the amount of the catalyst on copolymerization of ϵ -caprolactone (0.03 mol/L), with THF (0.03 mol/L).

weight of the obtained copolymer decrease progressively, suggesting the possible occurrence of thermal degradation. On the basis of these results, subsequent copolymerizations were carried out at 60 °C.

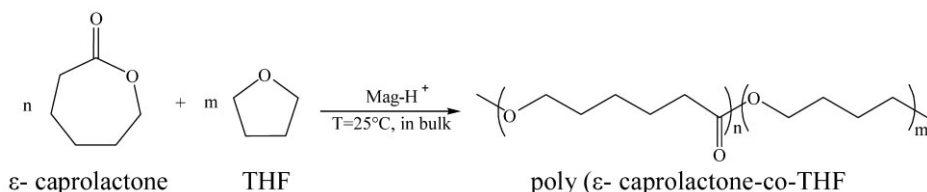
Effect of the Amount of Maghnite-H⁺ on the Copolymerization

Figure 2 shows the effect of the amount of Maghnite-H⁺ on the copolymerization yield of ϵ -caprolactone with THF. Indeed, using various amounts of Maghnite-H⁺, 1, 2, 3, 5, 7.5, and 10% by weight, this copolymerization was carried in bulk at 25 °C. The copolymerization yield increased with the amount of Maghnite-H⁺, thus clearly showing the effect of Maghnite-H⁺ as a catalyst. This phenomenon is probably the result of an increase in the number of “initiating active sites” responsible of inducing polymerization, a number that is prorata to the amount of catalyst used a reaction.

Characterization of Products

The formation of the copolymer was confirmed by ¹H NMR spectroscopy at 300 MHz (Figure 3).

The reaction taking place is shown in the following scheme:



- The signals corresponding to the three methylene in position 3, 4 and 5 of ϵ -caprolactone ($-\text{O}-\text{CH}_2-\text{CH}_2-\text{CH}_2-\text{CH}_2-\text{CH}_2-\text{CO}-$) and in position 3 and 4 of THF ($-\text{O}-\text{CH}_2-\text{CH}_2-\text{CH}_2-\text{CH}_2-$). Lie between $\delta = 1.74$ ppm and $\delta = 1.76$ ppm.
- The peak appears to $\delta = 2.61$ ppm corresponds to the proton carried by the carbon in position 2 of ϵ -caprolactone ($-\text{O}-\text{CH}_2-\text{CH}_2-\text{CH}_2-\text{CH}_2-\text{CH}_2-\text{CO}-$). The-methylene in position 2 and 5 of THF ($-\text{O}-\text{CH}_2-\text{CH}_2-\text{CH}_2-\text{CH}_2-$) and 6-position of the ϵ -caprolactone ($-\text{O}-\text{CH}_2-\text{CH}_2-\text{CH}_2-\text{CH}_2-\text{CO}-$) give One refers to $\delta = 4.21$ ppm.

Conclusion

Maghnite-H⁺, a proton exchanged montmorillonite clay is effective as an acidic catalyst for the copolymerization of ϵ -caprolactone with THF. The balance of copolymerization moves towards the formation of copolymer with the rise in the temperature and the increase in the quantity of catalyst. The copolymerization proceeds smoothly, and a simple filtration is sufficient to recover the catalyst.

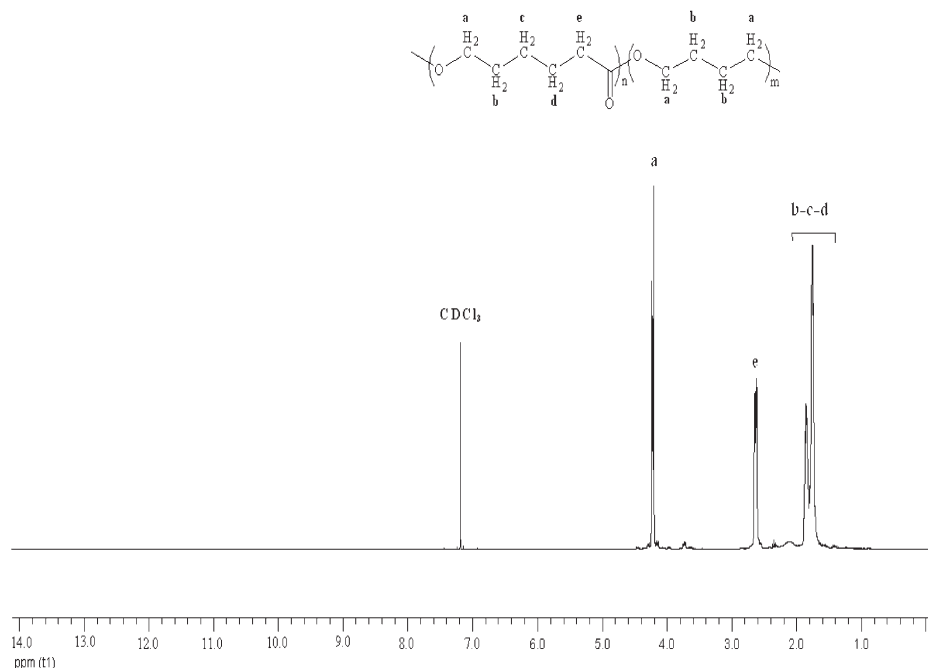


Figure 3.

^1H NMR spectrum of poly (ϵ -caprolactone-co-THF) in CDCl_3 .

- [1] J. H. Chen, C. X. Huang, Z. L. Chen, *J Biomed Eng* **2000**, 17(4), 380–382.
- [2] A. M. Le Ray, S. Chiffolleau, P. Iooss, G. Grimandi, A. Gouyette, G. Daculsi, et al. *Biomaterials* **2003**, 24(3), 443–449.
- [3] C. G. Pitt, A. R. Jeffcoat, R. A. Zweidinger, A. Schindler, *J Biomed Mater Res* **1979**, 13(3), 497–507.
- [4] W. P. Ye, F. S. Du, W. H. Jin, J. Y. Yang, Y. Xu, *React Funct Polym* **1997**, 32(2), 161–168.
- [5] H. Yavuz, C. Babac, K. Tuzlakoglu, E. Pisşkin, *Polym Degrad Stab* **2002**, 75(3), 431–437.
- [6] R. F. Storey, B. D. Mullen, K. M. Melchert, *J Macromol Sci, Pure Appl Chem A* **2001**, 38(9), 897–917.
- [7] H. L. Guan, Z. G. Xie, Z. H. Tang, X. Y. Xu, X. S. Chen, X. B. Jing, *Polymer* **2005**, 46(8), 2817–2824.
- [8] A. P. Pêgo, M. J. A. V. Luyn, L. A. Brouwer, P. B. V. Wachem, A. A. Poot, D. W. Grijpma, *J Biomed Mater Res* **2003**, 67A (3): 1044–1054.
- [9] A. C. Albertsson, M. Eklund, *J Appl Polym Sci* **1995**, 57(1), 87–103.
- [10] A. C. Albertsson, M. Eklund, *J Polym Sci, Part A: Polym Chem* **1994**, 32(2), 265–279.
- [11] I. Barakat, Ph. Dubois, Ch. Grandfils, R. Jêrôme, *J Polym Sci, Part A: Polym Chem* **2002**, 39(2), 294–306.
- [12] M. Bero, B. Czapla, P. Dobrzyński, H. Janeczka, J. Kasprczyk, *Macromol Chem Phys* **1999**, 200(4), 911–916.
- [13] E. A. Dzhabadyan, B. A. Rozenberg, N. S. Yenikolopyan, *Polymer science U.S.S.R.* **1973**, 15(9), 2235–2242.
- [14] H. X. Ge, Y. Hu, X. Q. Jiang, D. M. Cheng, Y. Y. Yuan, H. Bi, C. Z. Yang, *J Pharm Sci* **2002**, 91(6), 1463–1473.
- [15] F. He, S. M. Li, V. Michel, R. X. Zhuo, *Polymer* **2003**, 44(18), 5145–5151.
- [16] D. R. Brown, G. Carpathica, *Ser. Clays* **1994**, 45, 45.
- [17] P. Laszlo, *Preparative Chemistry Using Supported Reagents*, Academic Press, San Diego **1987**.
- [18] M. Belbachir, A. Bensaoula, US Patent, **2006**, No 6,274,527 B1.
- [19] A. Harrane, R. Meghabar, M. Belbachir, *Int. J. Mol Sci.*, **2002**, 3, 790.
- [20] R. Meghabar, A. Megherbi, M. Belbachir, *Polymer* **2003**, 44, 2397.